



STATE TEACHERS
RETIREMENT SYSTEM
OF OHIO

Partnering with our members in helping to build retirement security

Summary Annual Financial Report
For the Fiscal Year ended June 30, 2021



TABLE OF CONTENTS

- | | | | |
|----------|-------------------------------------|-----------|--|
| 1 | MESSAGE FROM THE EXECUTIVE DIRECTOR | 8 | HISTORICAL ASSET GROWTH OVER THE PAST 30 YEARS |
| 1 | ABOUT STRS OHIO | 9 | MEMBERSHIP INFORMATION |
| 2 | YEAR IN REVIEW — MAJOR INITIATIVES | 11 | ECONOMIC IMPACT |
| 3 | FINANCIAL HIGHLIGHTS | 12 | ECONOMIC IMPACT: STRS OHIO PENSION BENEFITS
BY COUNTY |
| 5 | FUNDING INFORMATION | 13 | ADMINISTRATION OF THE SYSTEM |
| 6 | INVESTMENT INFORMATION | 13 | BOARD & LEADERSHIP |
| 7 | INVESTMENT PERFORMANCE | | |

MESSAGE FROM THE EXECUTIVE DIRECTOR



Dear Members, Retirees and Employers,

On behalf of our board and staff, I am pleased to present the first *Summary Annual Financial Report* (SAFR) of the State Teachers Retirement System of Ohio (STRS Ohio). The information presented in the SAFR is a reader-friendly summary of the more detailed

2021 STRS Ohio *Annual Comprehensive Financial Report* (ACFR), which is prepared on the accrual basis of accounting and presented in conformity with Generally Accepted Accounting principles. The ACFR can be accessed on the STRS Ohio website at www.strsoh.org.

STRS Ohio was established over 100 years ago and today is one of the nation's largest retirement systems. STRS Ohio is a cost-sharing, multiple-employer plan providing service retirement, disability and survivor benefits to teachers and faculty members of public boards of education, state-supported colleges and universities, and the state of Ohio and its political subdivisions. Optional health care coverage

is available to eligible benefit recipients and their eligible dependents. Member services such as newsletters, an email news service, a toll-free number, a website, retirement planning seminars, one-on-one benefits counseling and benefit information meetings keep members informed about their benefits and services.

In fiscal 2021, STRS Ohio paid over \$7.5 billion in pension benefits to retired members and beneficiaries, including \$5.7 billion being distributed among Ohio's 88 counties. Pension benefits are a significant economic driver in our state and provide a stable source of revenue for local economies.

The 2021 SAFR will provide you with a variety of examples as to how we are fulfilling our mission of partnering with our members in helping to build retirement security. Thank you for your engagement and continued partnership.

William J. Neville

ABOUT STRS OHIO

State Teachers Retirement System of Ohio is one of the nation's leading retirement systems, serving about 500,000 active, inactive and retired Ohio public educators. With investment assets of \$98.1 billion (including short-term investments) as of June 30, 2021, STRS Ohio is one of the largest public pension funds in the country.

In fiscal year 2021, STRS Ohio paid more than \$7.5 billion in service retirement, disability and survivor benefits to nearly 157,000 individuals including \$437 million for health care coverage. STRS Ohio operates under the guidelines of Chapter 3307 of the Ohio Revised Code (R.C.) as enacted by the Ohio General Assembly. It is legally separate from and fiscally independent of state and local governments. The system invests in Ohio, too — holding more than \$1.3 billion in investments in companies headquartered in Ohio.

Mission & Vision

The mission of STRS Ohio is to partner with our members in helping to build retirement security.

The vision of STRS Ohio is to be a leading retirement system by providing comprehensive retirement benefits and quality service to our members through exceptional financial performance, ethical business practices and responsible resource management.

YEAR IN REVIEW — MAJOR INITIATIVES

- **Board follows recommendation of actuarial consultant, adopts lower actuarial investment return assumption of 7.00% for the June 30, 2021, valuation, due to lower-than-normal investment return expectations over the next decade.** Like most mature pension plans, STRS Ohio has negative cash flow because the system pays out much more in benefits than it collects in contributions. This makes the plan more reliant on investment returns and underscores the need for realistic assumptions.
- **Benchmarking report shows STRS Ohio ranks number one in service while costs show downward trend.** In fiscal 2020, STRS Ohio earned the top service level score in the CEM Benchmarking study for the fifth time in the past six years. The study compares 45 systems from the United States and Canada and showed that over the past eight years, STRS Ohio's costs have decreased by 0.3% per year while peer costs have increased by 1.9% per year.
- **STRS Ohio's investments return in fiscal 2021 highest in 38 years; active management continues to add value.** STRS Ohio's total fund net return for fiscal 2021 was +29.16% — the highest fund return since 1983. The net return is calculated after all internal and external management fees and costs, including carried interest and other fund expenses. The net return beat the total fund blended benchmark by 1.18%.
- **STRS Ohio Health Care Program plan enrollees receive rebate.** More than 102,000 retirees received a health care rebate in their November 2021 benefit payments totaling \$34 million. Each retiree enrolled in an STRS Ohio health care plan in September received \$300 for themselves and \$300 for each enrolled dependent.
- **STRS Ohio continues to add services and enhancements to the Online Personal Account section of member website.** There are now about 129,000 members and nearly 93,000 benefit recipients who have established an online account. Additionally, electronic communication of counseling and member education opportunities is widespread with the use of email for many types of notifications.
- **Member survey results for 2020 show positive perceptions of STRS Ohio.** A vast majority of members (nine out of 10 retirees and eight out of 10 actives) have positive overall impressions of the retirement system. Additionally, a majority agreed that STRS Ohio has earned the trust and confidence of its members and a majority of members (90% of retirees and 89% of actives) believe STRS Ohio is open and honest in its communications.

Guiding Principles

1. Make decisions that produce the greatest sustainable benefits for our members.
2. Attract, develop and retain highly competent and motivated associates who have authority commensurate with their responsibilities.
3. Continually improve through research, development, evaluation and risk management.
4. Build an organizational culture that fosters diversity and inclusion, and inspires a high level of professionalism and performance.

FINANCIAL HIGHLIGHTS

STRS Ohio is pleased to provide this overview of financial activities of the State Teachers Retirement System of Ohio (STRS Ohio) for the fiscal year ended June 30, 2021. We encourage readers to consider additional information and data in 2021 Annual Comprehensive Financial Report, available on the system's website at www.strsoh.org.

Since its beginning in 1920, STRS Ohio's primary goal has been to provide retirement benefits for public educators. STRS Ohio is a long-term investor with a long-time horizon. It is investing money today that is used to pay the benefits earned by its members — but not all those benefits are due at once. Many STRS Ohio members are just entering the classroom and will not retire for many years.

The system's funded status has improved over the past several years, but vulnerability to future adverse experience remains due to a 7.00% investment return assumption that exceeds the 10-year expectation of the board's investment consultant, a fixed employer contribution rate that is currently at the statutory maximum of 14% and negative cash flow due to benefit payments far exceeding contributions. The COVID-19 pandemic that has spanned the globe since the second half of fiscal 2020 has increased volatility in financial markets — and while the system achieved strong investment returns in fiscal 2021, the full impact of the pandemic is still uncertain.

STRS Ohio continues to phase-in changes from the 2012 multifaceted pension reform plan to strengthen the financial condition of the pension fund and changes will be fully phased-in by 2026. Key changes made to the pension plan included increasing retirement eligibility requirements, increasing member contributions, changing the benefit formula, changing the final average salary calculation, changes to cost-of-living adjustment (COLA), changes to disability and survivor benefits and granting the Retirement Board authority to make future adjustments depending on the retirement system's funding progress.

Highlights of fiscal 2021 include:

- The total fund net return was 29.16% in fiscal 2021. Five- and 10-year total fund net annualized returns are 12.21% and 9.84%, respectively. Net returns are net of all internal and external investment management fees and costs, including carried interest and other fund expenses.
- Total fiduciary net position increased 23.4% from the prior fiscal year, ending at \$96.7 billion as of June 30, 2021.
- The post-employment Health Care (HC) Fund net position was \$4.9 billion as of June 30, 2021. Significant positive investment returns, good claims experience, lower than expected enrollment and continued government rebates continue to sustain the net position of the HC Fund.
- The Defined Contribution (DC) Plan finished fiscal 2021 with \$2.4 billion in net position.
- Total additions to fiduciary net position were \$26.2 billion during fiscal 2021, due to the strong investment returns.
- Member and employer contributions totaled \$3.4 billion in fiscal 2021 and increased over the prior year as a result of payroll growth.
- Net investment income was \$22.3 billion in fiscal 2021. Investment performance for fiscal 2021 was significantly above the board's long-term investment return assumption of 7.00%.
- Total deductions to fiduciary net position were \$7.9 billion during fiscal 2021.
- Total benefit payments were \$7.5 billion during fiscal 2021. STRS Ohio paid benefit recipients \$7.0 billion in service retirement, disability, survivor and other benefits plus \$437 million for health care coverage during fiscal 2021.
- Administrative expenses were \$68.2 million in fiscal 2021. Investment expenses for internal investment management were \$41.4 million and external asset management fees were \$250.2 million in fiscal 2021.

FINANCIAL HIGHLIGHTS

2021 Fiduciary Net Position

The condensed *Statements of Fiduciary Net Position* present the assets of STRS Ohio that have been accumulated for payment of your retirement benefits and includes the Defined Benefit Plan, Defined Contribution Plan and Post-Employment Health Care Fund. Total assets less current liabilities equals net position held in trust for future benefits. The net position at June 30, 2021, was \$96.7 billion.

Additions and Deductions

The condensed *Statements of Changes in Fiduciary Net Position* shows the additions (income) and deductions (expenses) for the fiscal year. The net increase (or decrease) is the change in net position available for benefits since the end of the previous fiscal year.

Statements of Fiduciary Net Position at June 30, 2021 (in thousands)	
	TOTALS
ASSETS	
Cash and short-term investments	\$ 1,565,010
Receivables:	
Accrued interest and dividends	249,863
Member contributions	233,354
Employer contributions	337,447
Securities sold	334,901
Medical benefits receivable	24,862
Miscellaneous receivables	22,634
Total receivables	1,203,061
Investments, at fair value:	
Fixed income	18,803,272
Domestic equities	26,928,103
International equities	20,893,064
Real estate	9,980,741
Alternative investments	19,941,386
Total investments	96,546,566
Invested securities lending collateral	646,451
Capital assets	252,738
Accumulated depreciation	(174,823)
Net capital assets	77,915
TOTAL ASSETS	100,039,003
LIABILITIES	
Securities purchased and other investment liabilities	424,616
Debt on real estate investments	2,078,574
Accrued expenses and other liabilities	33,906
Medical benefits payable	19,205
Obligations under securities lending program	646,186
Net pension and OPEB liabilities	101,269
TOTAL LIABILITIES	3,303,756
Fiduciary net position restricted for defined benefit, defined contribution and post-employment health care coverage:	\$ 96,735,247

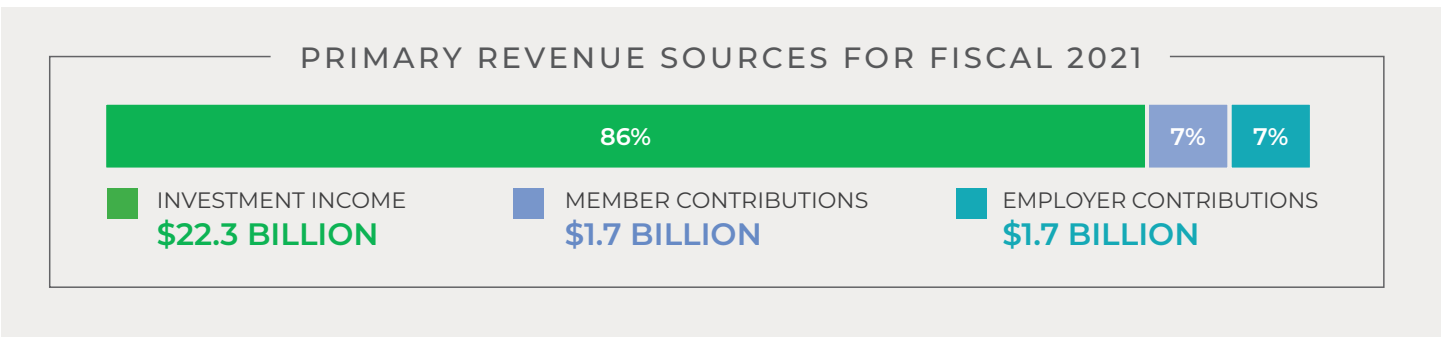
Statements of Changes in Fiduciary Net Position at June 30, 2021 (in thousands)	
	TOTALS
ADDITIONS	
Contributions:	
Member contributions	\$ 1,706,818
Employer contributions	1,743,049
Transfers from Defined Contribution Plan	22,933
Government reimbursements	96,478
Benefit recipient health care premiums	254,014
Other retirement systems	60,129
Total contributions	3,883,421
Income from investing activities:	
Net appreciation in fair value of investments	21,125,177
Interest	469,749
Dividends	828,660
Real estate income	195,640
Investment income	22,619,226
Less internal investment expenses	(41,388)
Less external asset management fees	(250,228)
Net income from investing categories	22,327,610
Securities lending income	7,523
Securities lending expenses	(755)
Net income from securities lending activities	6,768
Net investment income	22,334,378
TOTAL ADDITIONS	26,217,799
DEDUCTIONS	
Total benefit payments	7,508,768
Refunds to members who have withdrawn	278,771
Administrative expenses	68,155
TOTAL DEDUCTIONS	7,855,694
NET INCREASE IN NET POSITION	18,362,105
Fiduciary net position restricted for defined benefit, defined contribution and post-employment health care coverage:	
Beginning of year	78,373,142
End of year	\$ 96,735,247

FUNDING INFORMATION

How Your Benefits Are Funded

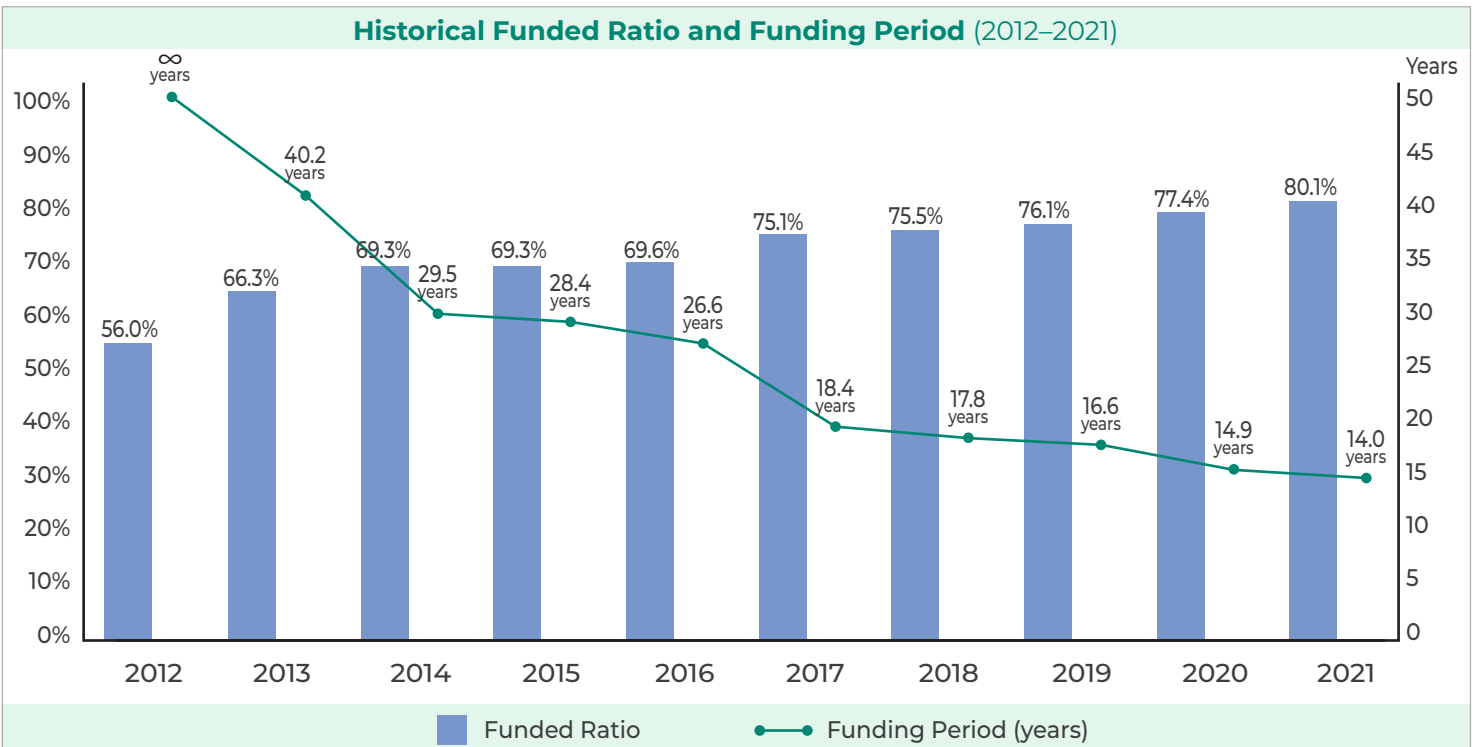
Member and employer contributions, as well as income from investments, provide funds for pension benefits and health care coverage. In addition to 14% member and 14% employer contributions, investment income typically funds the greater portion of your retirement benefits. In fiscal 2021, member and employer contributions totaled \$3.4 billion, investment income added \$22.3 billion to the system's fiduciary net position.

The principal purpose for STRS Ohio is to provide retirement, survivor and disability benefits to qualified members and their beneficiaries. Plan deductions, including refunds to terminated members, optional health care coverage and administrative expenses, totaled \$7.9 billion in fiscal 2021.



Pension Funding Results

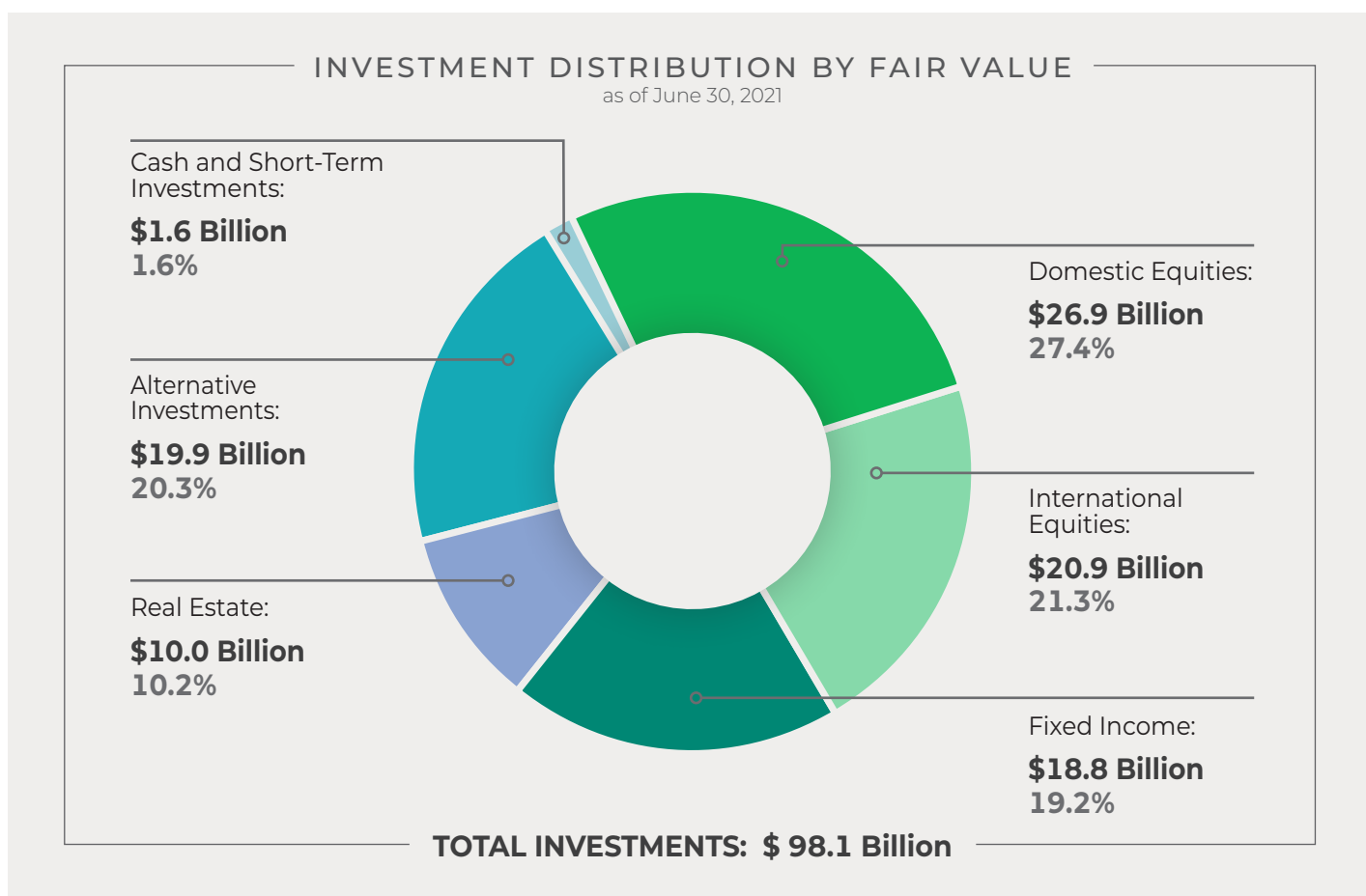
Contribution rates are intended to provide a level basis of funding using the entry age normal cost method, and an actuarial valuation is performed annually by an external actuarial firm. The June 30, 2021, valuation shows that the amortization period for the unfunded accrued liability decreased to 14.0 years from 14.9 the prior year, and the ratio of actuarial value of smoothed assets compared to accrued liabilities improved to 80.1% from 77.4% last year. For actuarial measurements, investment gains and losses are smoothed over four years to spread market volatility.



INVESTMENT INFORMATION

Total investments (including short-term investments) increased to \$98.1 billion as of June 30, 2021. The allocation of investment assets is designed to achieve the long-term actuarial objective at an acceptable level of risk. Diversification of STRS Ohio's assets among domestic and international stocks, real estate, and alternative and fixed-income investments helps the system "weather the storm" of market fluctuations.

STRS Ohio staff manages approximately 70% of the system's investments; the remaining 30% is invested by outside managers.



Schedule of Largest Investment Holdings* (as of June 30, 2021)

Domestic Equities — Top 10 Holdings	International Equities — Top 10 Holdings
Microsoft Corp.	Taiwan Semicon Man (Taiwan)
Apple Computer Inc.	Roche Holding AG (Switzerland)
Amazon Com Inc.	Samsung Electronics Co. LTD (South Korea)
Facebook Inc.-A	Nestle SA (Switzerland)
Alphabet Inc. Class C	Hitachi (Japan)
Google Inc. Class A	SAP SE (Germany)
Nvidia Corp.	Sony Group Corp. (Japan)
Paypal Holdings Inc.	Alibaba Group Holding Ltd (China)
Unitedhealth Group Inc.	Novartis AG (Switzerland)
JPMorgan Chase & Co.	Air Liquide SA (France)

*A complete list of investment holdings is available from STRS Ohio.

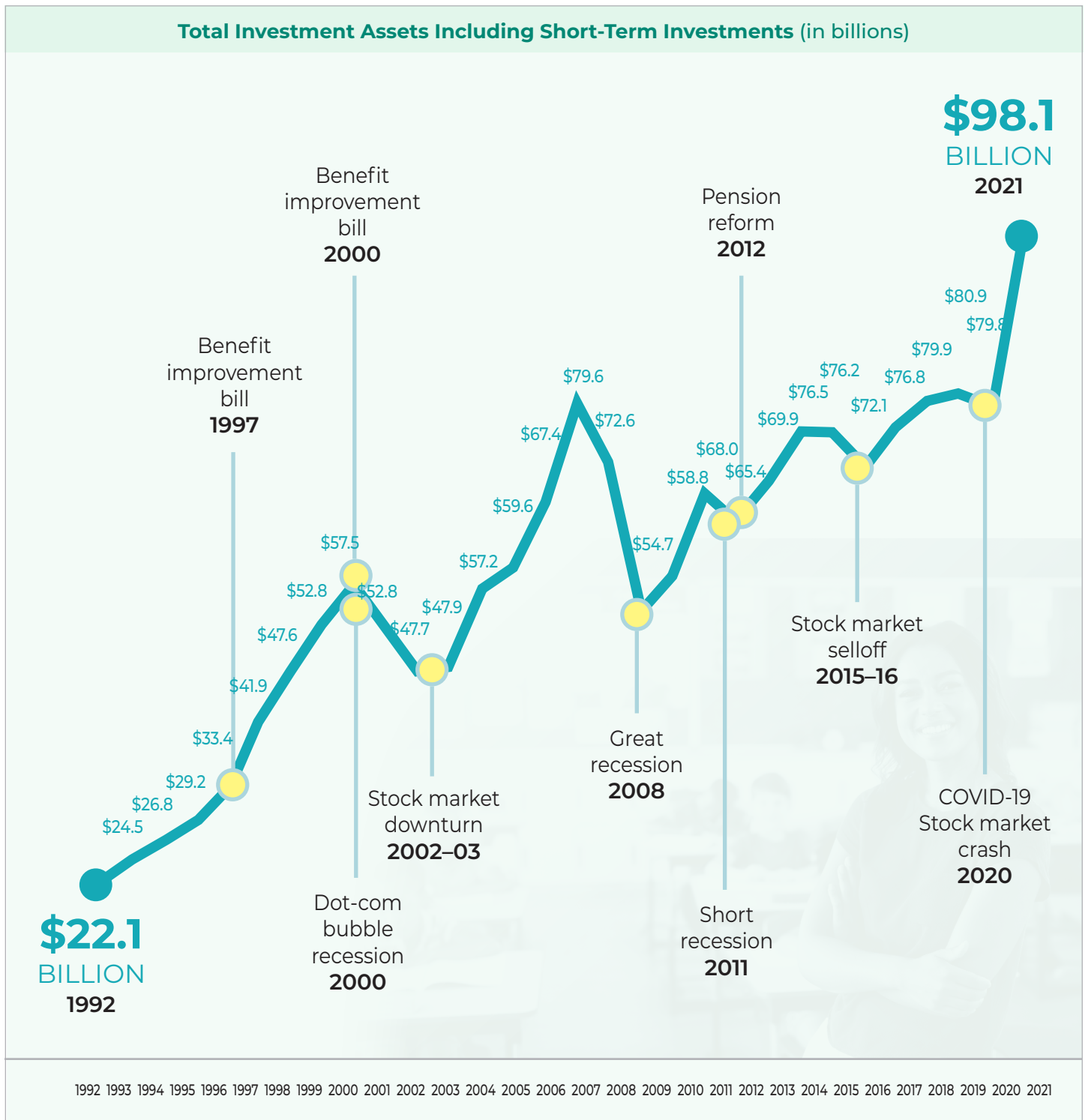
INVESTMENT PERFORMANCE

For the fiscal year ended June 30, 2021, net investment income was \$22.3 billion and the total fund net return was 29.16% after all management fees and costs, including carried interest and other fund expenses. STRS Ohio's annualized total fund net return was 12.49% over the last three years and 12.21% for the last five years. Similar benchmark returns over the same one-, three- and five-year periods were 27.98%, 12.28% and 11.85%, respectively. STRS Ohio claims compliance with the Global Investment Performance Standards (GIPS®). Detailed investment performance for each asset category, the investment objectives and policies for the total fund and full performance disclosures can be found in the 2021 ACFR on the STRS Ohio website.

Investment Performance (total returns, annualized on a fiscal-year basis, July 1–June 30)			
1-Year Returns (2021) ¹			
ASSET CATEGORY	STRS OHIO RETURN	INDEX NAME	INDEX RETURN
Domestic Equities	46.29%	Russell 3000® Index ³	44.16%
International Equities	34.39%	International Blended Benchmark ⁴	33.23%
Fixed Income	1.16%	Fixed-Income Blended Benchmark ⁵	0.57%
Real Estate	8.01%	Real Estate Blended Benchmark ⁶	11.64%
Alternative Investments	44.99%	Alternative Investments Blended Relative Return Objective ⁷	–
TOTAL FUND⁸	29.28%	TOTAL FUND BLENDED BENCHMARK¹⁰	27.98%
TOTAL FUND NET⁹	29.16%		
5-Year Returns (2017–2021) ¹			
ASSET CATEGORY	STRS OHIO RETURN	INDEX NAME	INDEX RETURN
Domestic Equities	18.98%	Russell 3000® Index ³	17.89%
International Equities	11.41%	International Blended Benchmark ⁴	11.58%
Fixed Income	3.68%	Fixed-Income Blended Benchmark ⁵	3.32%
Real Estate	6.30%	Real Estate Blended Benchmark ⁶	6.40%
Alternative Investments	14.52%	Alternative Investments Blended Relative Return Objective ⁷	17.78%
TOTAL FUND⁸	12.34%	TOTAL FUND BLENDED BENCHMARK¹⁰	11.85%
TOTAL FUND NET⁹	12.21%		
STRS Ohio Long-Term Policy Objective (10 Years) ²			
TOTAL FUND: 6.8%			
Investment performance is calculated using a time-weighted rate of return.			
¹ The one-year returns for the fiscal years ended June 30, 2011 through 2021 have been examined by ACA Group, Performance Services Division. A copy of the examination report is available upon request.			
² The long-term policy objective is a projected annualized policy return based on return forecasts by asset class before any value added. The State Teachers Retirement Board expects the net value added to be 0.40% per year.			
³ The Russell® Indices are a trademark of FTSE International Limited (FTSE), Frank Russell Company (Russell®) and their respective subsidiary undertakings, which are members of the London Stock Exchange Group PLC.			
⁴ The International Blended Benchmark is calculated monthly using 80% of the MSCI World ex-U.S. 50% Hedged Index-Net and 20% of the MSCI Emerging Markets Index-Net.			
⁵ The Fixed-Income Blended Benchmark is calculated daily and is a blend of two benchmarks using the actual core fixed-income weighting and the Bloomberg U.S. Universal Index and the actual weighting of the liquid treasury portfolio weighting and the Bloomberg U.S. Intermediate Treasury Index. Bloomberg® and the Bloomberg Indices are service marks of Bloomberg Finance L.P. and its affiliates, including Bloomberg Index Services Limited ("BISL"), the administrator of the index (collectively, "Bloomberg") and have been licensed for use for certain purposes by State Teachers Retirement System of Ohio. Bloomberg is not affiliated with State Teachers Retirement System of Ohio, and Bloomberg does not approve, endorse, review, or recommend this material. Bloomberg does not guarantee the timeliness, accurateness or completeness of any data or information relating to this material.			
⁶ The Real Estate Blended Benchmark is calculated quarterly using 85% NCREIF Property Index (NPI) and 15% FTSE NAREIT Equity REITs Index.			
⁷ Given the long-term nature of the asset class, no relative return objective for Alternative Investments is displayed for the one- and three-year periods. For the longer five-year period, the Alternative Investments Blended Relative Return Objective is a blend of two relative return objectives for Private Equity (PE) and Opportunistic/Diversified (OD) and is calculated using: 41.2% of the Russell 3000® Index plus 1% for PE and 58.8% of the Russell 3000® Index minus 1% for OD effective July 1, 2019; 43.7% of the Russell 3000® Index plus 1% for PE and 56.3% of the Russell 3000® Index minus 1% for OD effective Oct. 1, 2018; 46.7% of the Russell 3000® Index plus 1% for PE and 53.3% of the Russell 3000® Index minus 1% for OD effective April 1, 2018; 50.0% of the Russell 3000® Index plus 1% for PE and 50.0% of the Russell 3000® Index minus 1% for OD effective Jan. 1, 2014.			
⁸ Gross returns are net of transaction costs and gross of management fees, except for Alternative Investments and Real Estate where the return is net of all external investment management fees and costs, including carried interest and other fund expenses.			
⁹ Net returns are net of all internal and external investment management fees and costs, including carried interest and other fund expenses.			
¹⁰ The Total Fund Blended Benchmark is calculated and rebalanced monthly using a blend of the asset class benchmarks based on the Total Fund's policy weights in effect during the respective period. For alternative investments, however, the actual Alternative Investments return is used in the calculation of the Total Fund Blended Benchmark. Information concerning asset class benchmarks and policy weights is available upon request.			

HISTORICAL ASSET GROWTH OVER THE PAST 30 YEARS

Over the past 30 years, total investment assets grew from about \$22.1 billion in 1992 with to about \$98.1 billion (including short-term investments) at the end of fiscal 2021. Historically, about 75% of STRS Ohio's income has come from earnings on investments. Over the last 30 years, total fund returns have exceeded the assumed actuarial rate of return.



MEMBERSHIP INFORMATION

Membership

Membership in STRS Ohio includes public school teachers and administrators and higher education faculty. Members are employed by more than 1,115 school districts, vocational schools, college and universities, county boards of developmental disability and community schools, Ohio public employees are not covered by Social Security, but do pay into Medicare. Membership is in effect as long as contributions remain on deposit with STRS Ohio.



AVERAGE FULL-TIME ACTIVE PROFILE*

44 Age	14.4 years Service Credit	\$73,297 Salary
------------------	-------------------------------------	---------------------------

CONTRIBUTION RATES
Active Member: **14%** Employer: **14%**

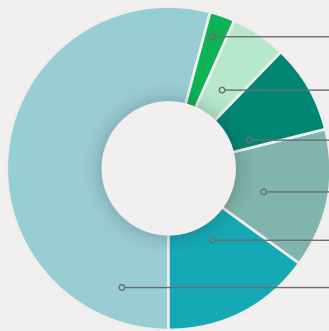


AVERAGE NEW RETIREE PROFILE (for retirements in 2020–2021)

62 Age at Retirement	29.7 years Service Credit	\$55,476 Annual Benefit
--------------------------------	-------------------------------------	-----------------------------------

*Average active profile includes full-time DB, DC and CO Plan members and will not match the ACFR which includes part-time members.

YEARS OF SERVICE AND AVERAGE MONTHLY BENEFIT AT RETIREMENT IN 2021



- 5–9 Years:** 85 recipients (\$522 monthly benefit)
- 10–14 Years:** 169 recipients (\$1,127 monthly benefit)
- 15–19 Years:** 276 recipients (\$1,840 monthly benefit)
- 20–24 Years:** 437 recipients (\$2,594 monthly benefit)
- 25–29 Years:** 471 recipients (\$3,483 monthly benefit)
- 30+ Years:** 1,677 recipients (\$5,079 monthly benefit)



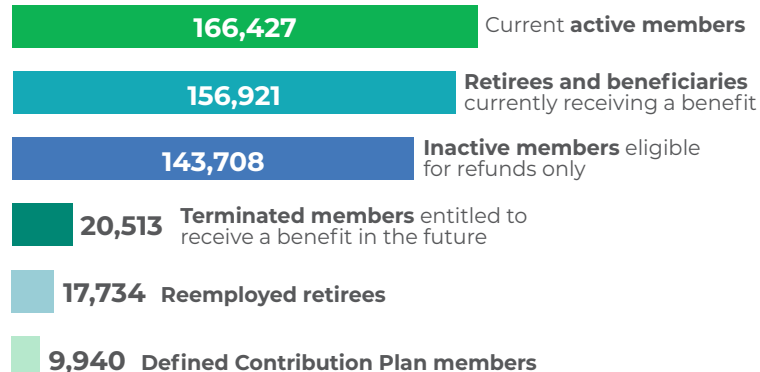
\$3,863
Average Monthly Benefit

\$82,509
Average Final Average Salary

MEMBERSHIP — includes public school teachers, administrators and college and university faculty



TOTAL MEMBERS
515,243



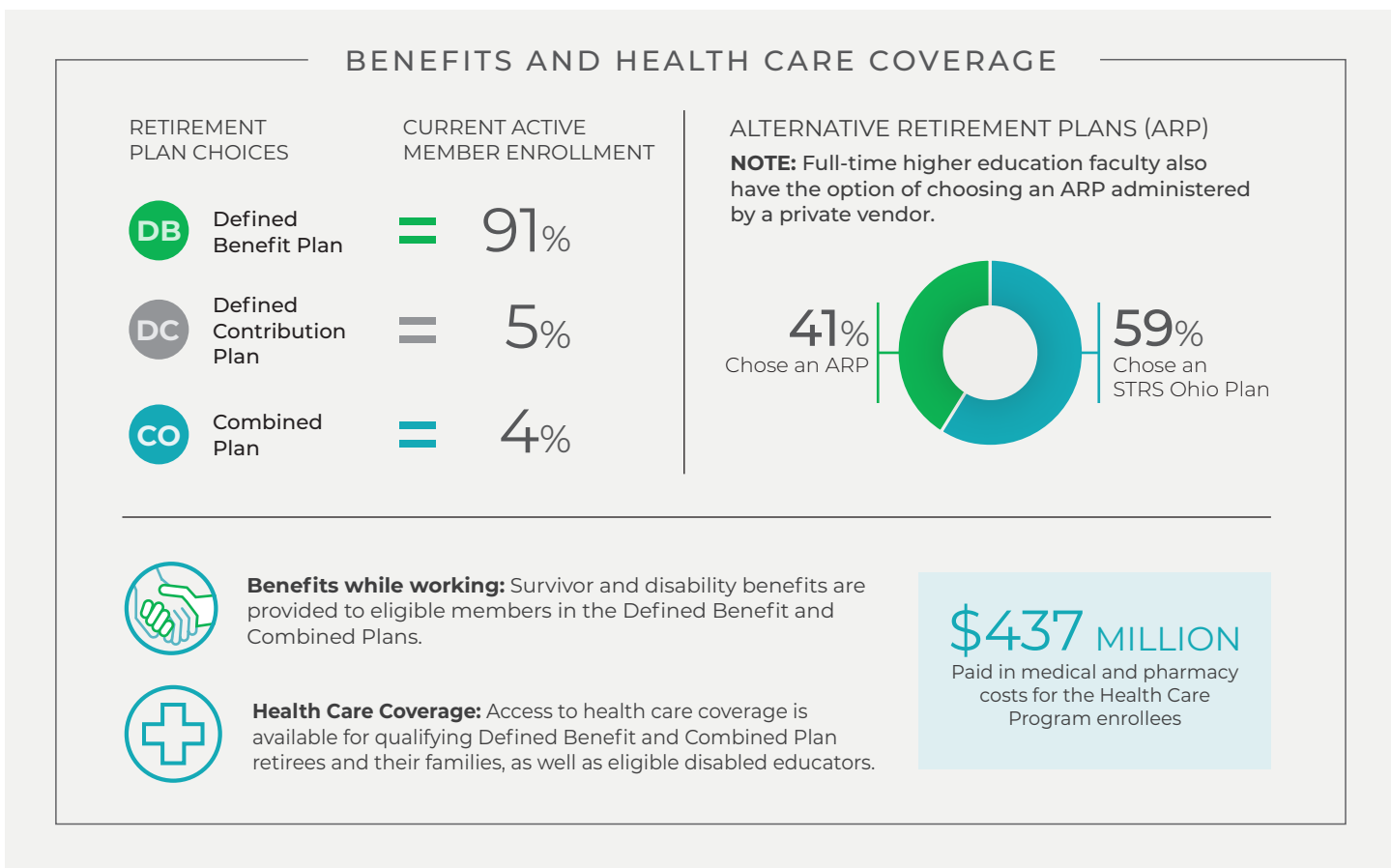
MEMBERSHIP INFORMATION

Benefits and Health Care Coverage

For more than 100 years, STRS Ohio has offered a retirement plan for Ohio’s public educators. In 2001, to meet the needs of a changing workforce, STRS Ohio began offering three retirement plan options: the traditional Defined Benefit (DB) Plan, a Defined Contribution (DC) Plan and a Combined (CO) Plan, which is a hybrid of the DB and DC Plans.

The majority of STRS Ohio’s members are enrolled in the Defined Benefit Plan, which provides disability and survivor benefits while the member is teaching, and a pension benefit and access to health care coverage in retirement. These benefits are offered to those meeting eligibility criteria. By law, STRS Ohio is not required to provide or fund health care. STRS Ohio’s primary obligation is to provide a monthly pension to eligible retirees and beneficiaries.

At the conclusion of an educator’s career, contributions to STRS Ohio from members and their employers, along with investment returns earned by the system, are used to provide benefits in lieu of Social Security.



Detailed information about the STRS Ohio retirement plans can be found in the *Understanding Your STRS Ohio Benefits Plan Summary* publication on the STRS Ohio website.



STRS Ohio Plays a Critical Role in Supporting and Sustaining the State of Ohio

Ohio's pension systems share one common goal: **to provide retirement security for the thousands of public servants who have made a career out of serving others.**

STRS Ohio is one of Ohio's five statewide public pension systems and plays a critical role in supporting and sustaining the State of Ohio. Together, Ohio's statewide public retirement systems serve over a million of the state's citizens, both working and retired. The five systems provide a stable source of revenue for local economies, paying more than \$17 billion annually in pension and health care benefits.

These pension systems are major economic drivers for the state; are administratively efficient and economical; and provide a stable retirement income for public workers in Ohio, thereby reducing the burden on taxpayers and Social Security. In fact, these earned pensions represent good public policy for helping to maintain financial security for Ohio's older citizens.



8 OUT OF 10

STRS Ohio benefit recipients **live in Ohio**

\$5.7 BILLION

STRS Ohio benefits distributed among Ohio's **88** counties



\$1.3 BILLION

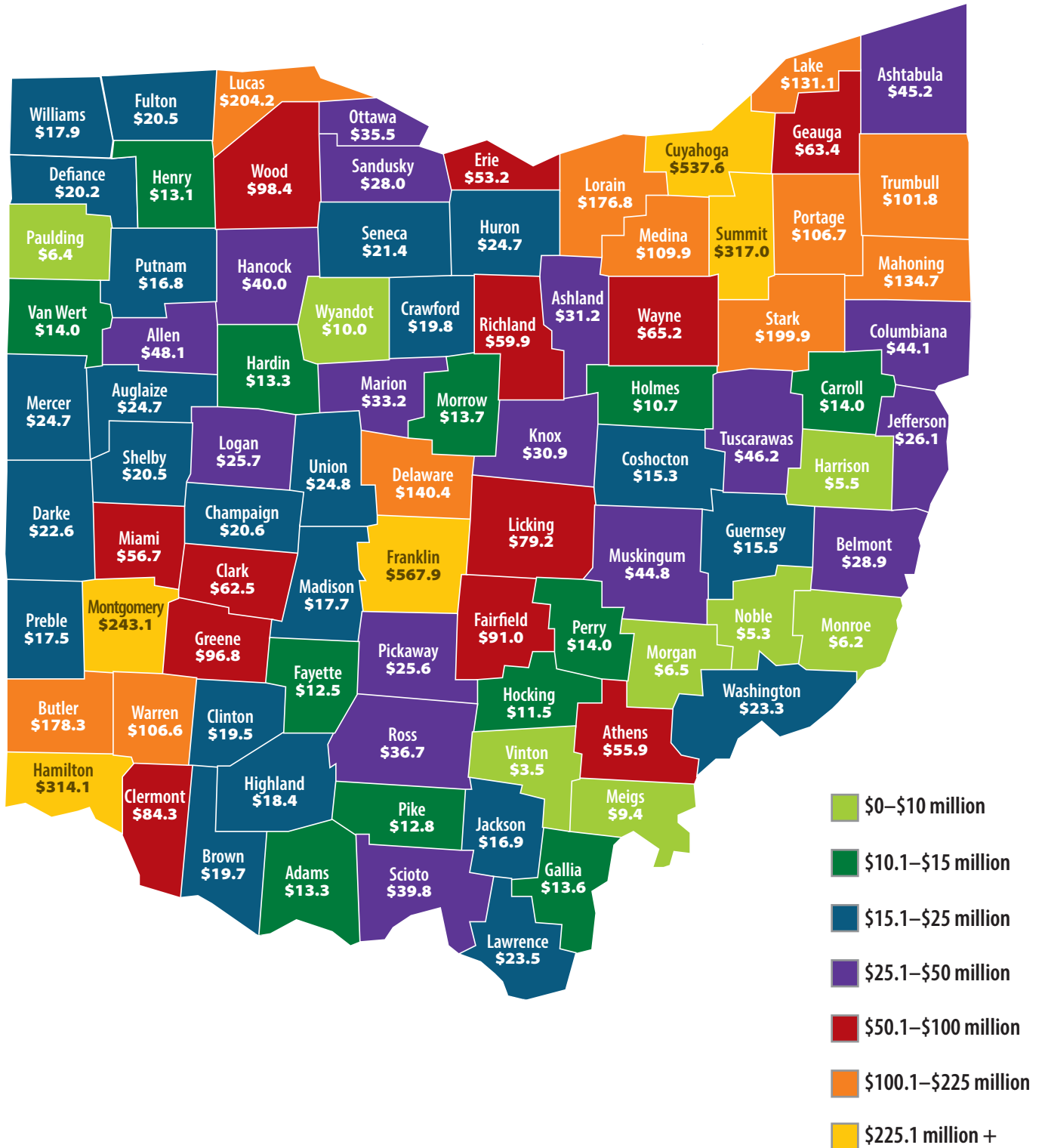
STRS Ohio **investments** with companies headquartered in **Ohio**



ECONOMIC IMPACT ON THE STATE OF OHIO

STRS Ohio Pension Benefits By County

Fiscal Year 2021 (dollar amounts in millions)



ADMINISTRATION OF THE SYSTEM

The long-term direction of STRS Ohio is set by the 11-member State Teachers Retirement Board which includes elected contributing teacher members, elected retired teacher members, and the superintendent of public instruction or a designated investment expert. Additionally, the board has one investment expert appointed by each of the following: the governor, the treasurer of state, and jointly by the Speaker of the Ohio House of Representatives and the Ohio Senate President. Board members serve without compensation other than actual, necessary expenses. STRS Ohio's day-to-day operations are managed by an executive director, three deputy executive directors and seven senior officers. About 500 associates serve STRS Ohio's membership including: counseling members about their benefits; answering thousands of phone calls and emails annually, communicating timely and accurate information to stakeholders; preparing monthly benefit payments; actively manage system investments daily; perform diligent oversight and support necessary operations.

STRS Ohio is committed to helping Ohio's educators build retirement security by providing comprehensive retirement benefits and quality service to its members. The focus in keeping this commitment is exceptional financial performance, ethical business practices and responsible resource management. For fiscal 2021, STRS Ohio's operating expenses were approximately \$1.48 million less than the operating budget approved for the fiscal year. Administrative expenses totaled \$102.74 million for the fiscal year 2021. STRS Ohio posts approved administrative expenses on its website following each board meeting.

BOARD & LEADERSHIP

State Teachers Retirement Board Members

Robert McFee, Chair

Contributing member since 2018. Willoughby-Eastlake City Schools, Lake County. Term extends through Aug. 31, 2022.

Carol Correthers, Vice Chair

Contributing member since 2009. Lorain City Schools, Lorain County. Term extends through Aug. 31, 2025.

Rudy H. Fichtenbaum

Retired teacher member since 2021. Term extends through Aug. 31, 2025.

Arthur Lard

Contributing member since 2019. Portsmouth City Schools, Scioto County. Term extends through Aug. 31, 2023.

Dale Price

Contributing member since 2010. Toledo Public Schools, Lucas County. Term extends through Aug. 31, 2024.

Jeffrey Rhodes

Contributing member since 2018. North Royalton City Schools, Cuyahoga County. Term extends through Aug. 31, 2022.

Rita J. Walters

Retired teacher member since 2017. Term extends through Aug. 31, 2022.

Claudia Herrington

Appointed jointly by the speaker of the house and the senate president in 2020. Term extends through Nov. 4, 2024.

Scott Roulston

Appointed by the treasurer of state in 2022. Term extends through Jan. 8, 2026.

Stephanie K. Siddens

Interim superintendent of public instruction. Ex officio member of the board since appointed to office in 2021.

Wade Steen

Appointed by the governor of the state in 2016. Term extends through Sept. 27, 2024.

STRS Ohio Senior Staff Members

William J. Neville, Executive Director

Lynn A. Hoover, Deputy Executive Director — Finance and Chief Financial Officer

Gary M. Russell, Deputy Executive Director — Member Benefits and Chief Benefits Officer

Matthew E. Worley, Deputy Executive Director — Investments and Chief Investment Officer

Marla E. Bump, Director, Governmental Relations

Rhonda L. Hare, Retirement Board Liaison


Andrew J. Marfurt, Director, Human Resource Services

Gregory A. Taylor, Chief Information Officer

Nicholas J. Treneff, Director, Communication Services

Robert L. Vance, Chief Audit Executive, Internal Audit

Stacey L. Wideman, Chief Legal Officer





State Teachers Retirement System of Ohio

275 East Broad Street
Columbus, OH 43215-3771

Resources

WEB



www.strsoh.org
24 hours a day
Select "Contact" from the
top menu to email

WRITE



STRS Ohio
275 E. Broad St.
Columbus, OH 43215-3771

CALL



Member Services Center
888-227-7877 (toll-free)
614-233-8713 (fax)
Monday through Friday
8 a.m. to 5 p.m.

VISIT



STRS Ohio
Downtown Columbus
275 E. Broad St.
Columbus, OH 43215-3771



If you have questions about the material printed in this publication, please contact STRS Ohio at 888-227-7877. STRS Ohio makes no representations, guarantees, or warranties as to the accuracy, completeness, currency, or suitability of the information provided in this material. Nothing included herein is either a legal reference or a complete statement of the laws or administrative rules of STRS Ohio. In any conflict between the information provided herein and any applicable laws or administrative rules, the laws and administrative rules shall prevail. This material is not intended to provide tax, legal or investment advice. STRS Ohio disclaims any liability for any claims or damages that may result from reliance on this material or the information it contains, including any information obtained from third parties.
